








Open workspaces do not have to be boring. Vibrant colours and diverse forms of panels break up the static nature of the system and promote **creative inventiveness**. The open space allows for the rapid exchange of information and the **free movement** of knowledge. Wide convenient extensions can serve as additional workspaces or areas for office equipment.



ER ENOUGH SP



NEVER ENOUGH SPACE



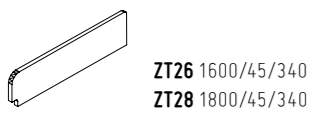
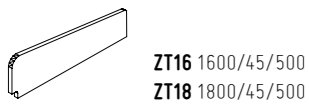
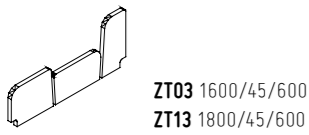
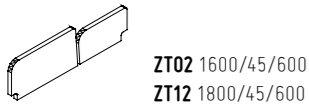
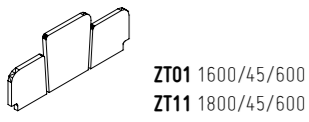


<<< The **media port is hidden** under the top access panel, which has the form of a specially-milled elongated opening flap. After placing the plug in the socket, the flap closes easily so that the cables are connected to the electronic devices at the desk and lie in the net below the media port.

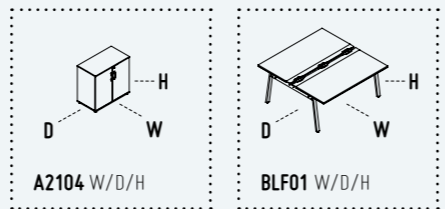

The **ergonomic workspace is better** organized when using the accessories. The partition panels can serve as areas for storing additional information like notes inserted in the upholstery on the pins. Hangers can be mounted on the panels to help organize the documents. The CPU holder can be fastened under the desk of the workspace.



PARTITION WALLS

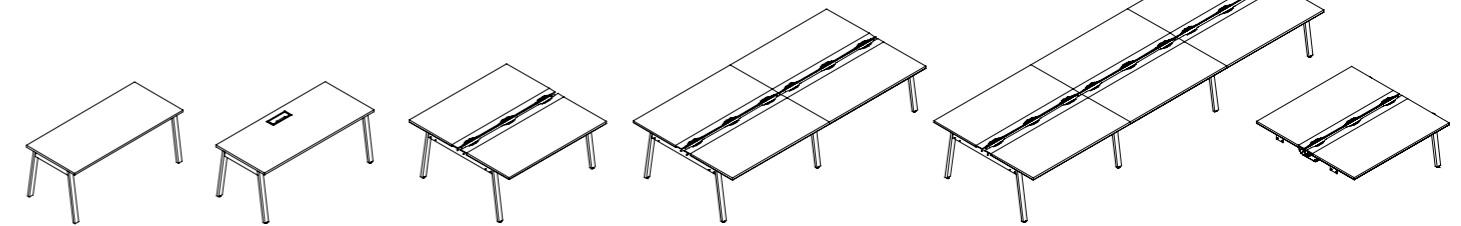


fabrics:



DESKS

PLATFORM



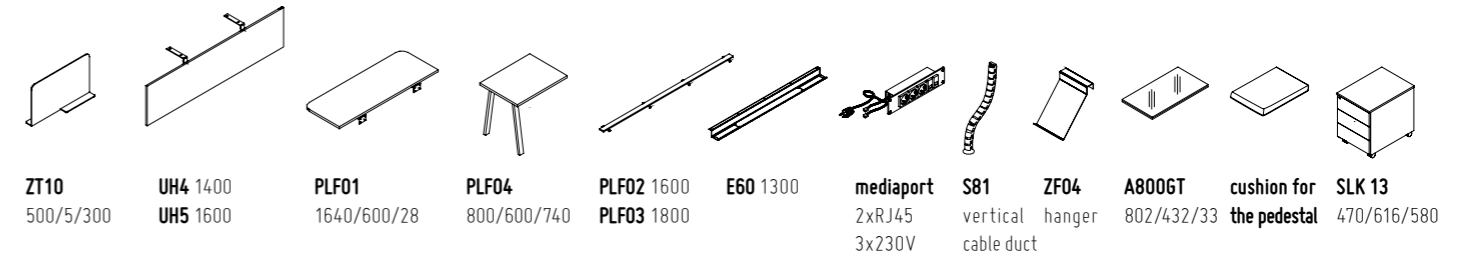
BLF16 1600/800/740
BLF18 1800/800/740
BLF16M 1600/800/740
BLF18M 1800/800/740
BLF01 1600/1640/740
BLF11 1800/1640/740
BLF02 3200/1640/740
BLF22 3600/1640/740
BLF03 4800/1640/740
BLF33 5400/1640/740
BLF12 1600/1640/740
BLF120 1800/1640/740

SCREENS

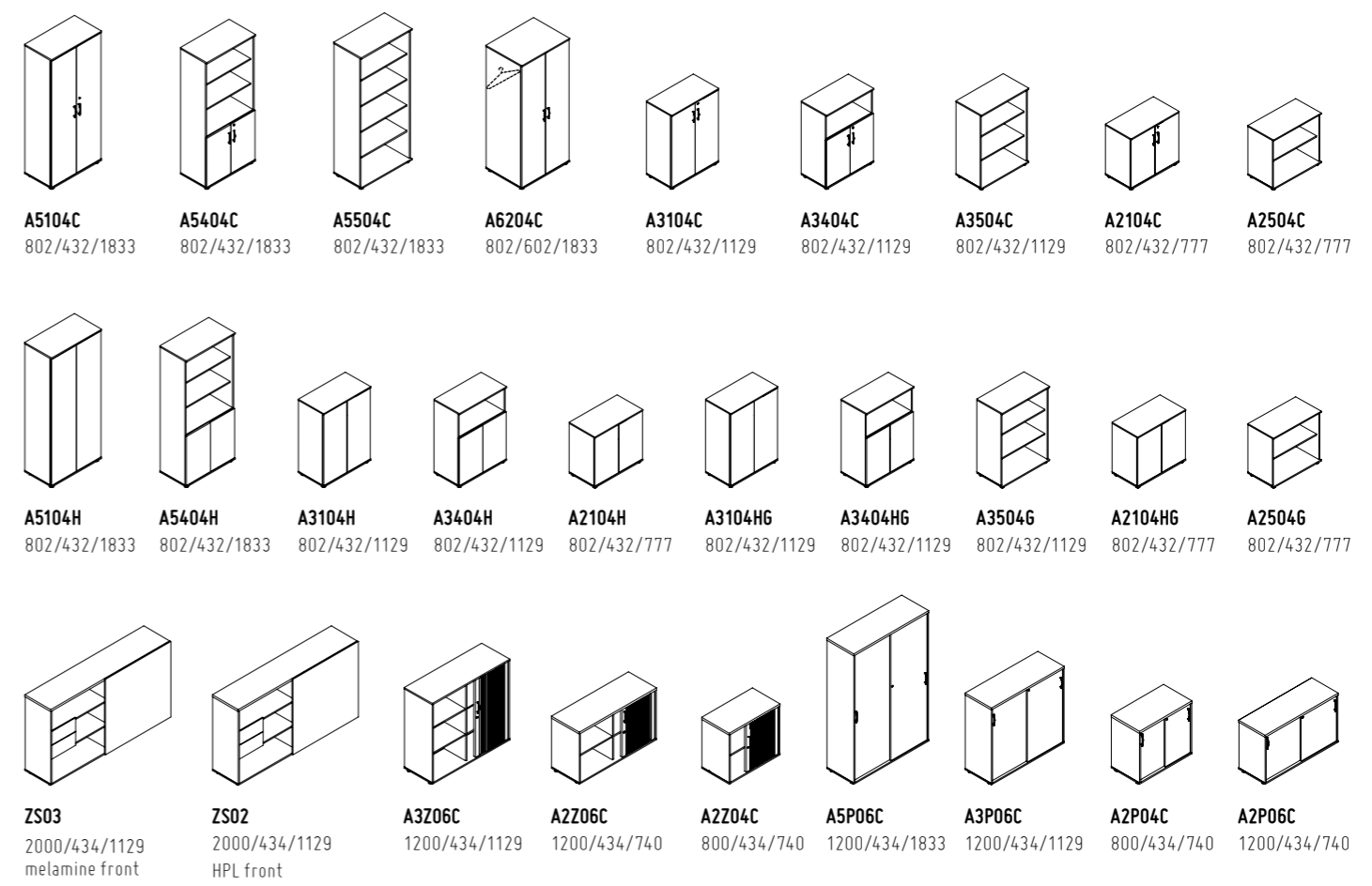
EXTENSIONS

ADDITIONAL ELEMENTS

MOBILE PEDESTAL

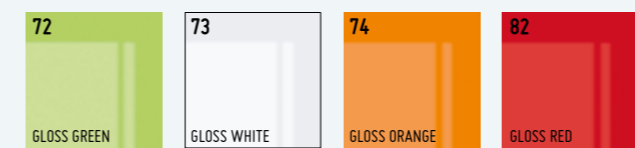


STORAGES AND CUPBOARDS



H - storages with HPL front, G - storages with glass top, HG - storages with HPL front and glass top

HPL:



support frames:

